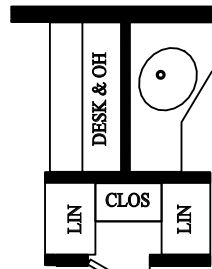
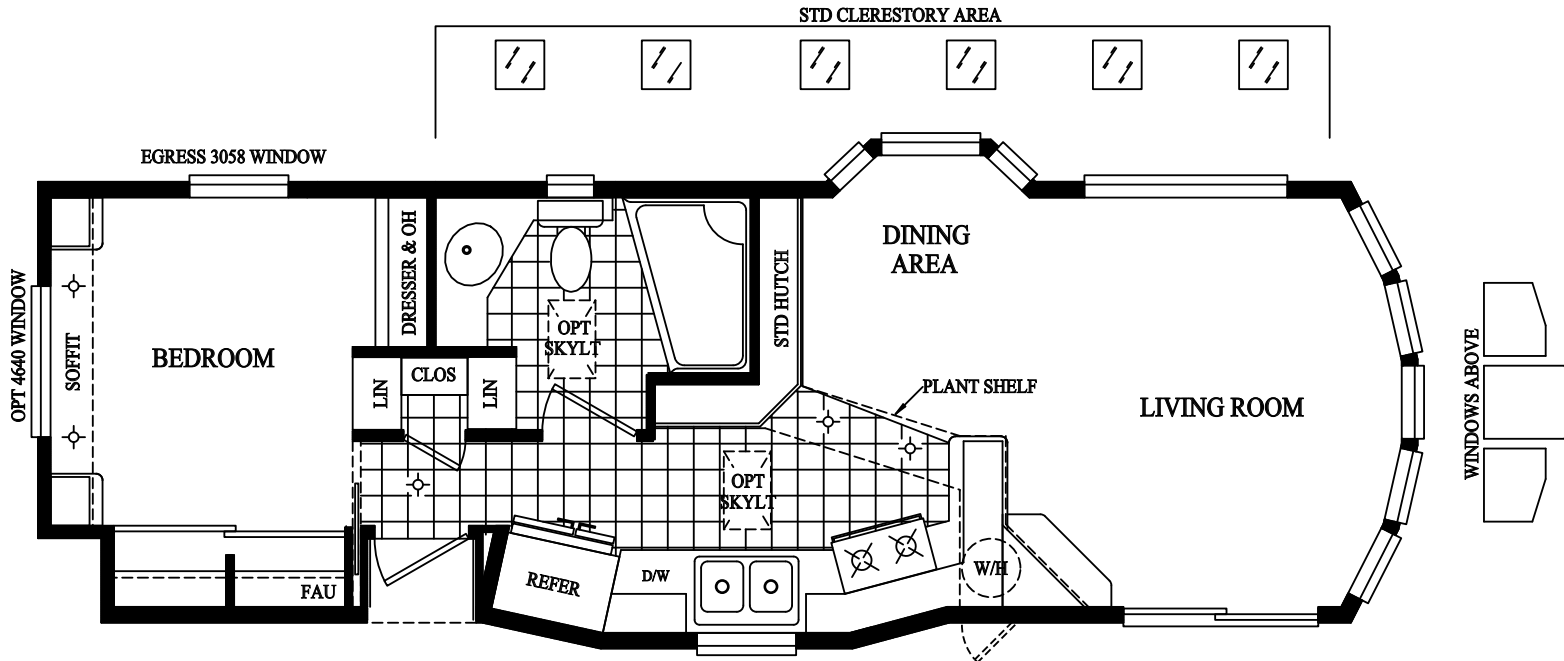
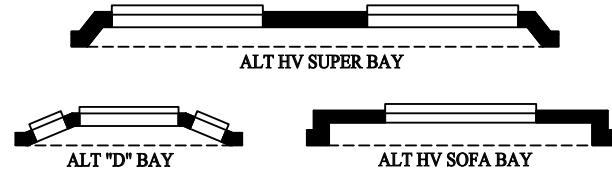


OPT 56K BTU FAU



OPT DESK & OH



2008  
MODEL: 9401G

See How Comfortable Quality Can Be

Built By:



## INTERIOR

- Sheetrock Walls and Ceiling with Knockdown Finish Throughout
- Cathedral Ceilings Throughout with Clearstory Dormer & Windows
- Residential Style Raised Panel White Interior Passage and
- Pocket Doors with Heavy Duty Hardware
- Specially Built Residential Valance Drape Package
- 2" Perma Wood Mini Blinds Throughout ( 3-Colors)
- Name Brand 38 oz. "Shaw" Carpeting with Upgrade Padding and Tack Strip
- Choice of Four High Grade "Congoleum" Legacy
- Linoleum in Kitchen and Bathroom
- Rounded Corner Window Trim Throughout
- Two Tone Interior Paint
- Choice of Residential Dining Room Hutches
- Upgrade 2007 Residential Style Lighting Package
- Smoke Detector and Fire Extinguisher

## KITCHEN

- G.E. Stainless Steel 30" Self Cleaning Smooth Top Range
- G.E. Stainless Steel 22 cu.ft. SS Refrigerator w/ Ice and Water
- G.E. Stainless Steel Microwave Oven
- G.E. Stainless Steel 24" Residential or 18" Black or White Dishwasher (per floor plan)
- Corner Overhead Cabinet Lazy Susan (Per Floor plan)
- Solid Hardwood Cabinet Doors, Drawers and Face Frames
- Classic Bevel Décor Hutch Door Glass (Per Location)
- Choice of 3- Wood grain Cabinet Finishes
- Choice of Upgraded Cabinet Pulls
- Drawers With Double Steel Roller Guides
- High Pressure Laminate Countertops w/ Solid Surface or Tile Edge & Backsplash
- Residential Style Pull-Out "Satin" Faucet
- Extra Large Composite Kitchen Sink with Garbage Disposal
- Choice of Two Colors of Cabinet Door Hinges
- Matching Wood grain Cabinet Interiors w/Adjustable Overheads

## BATHROOM

- "Lasco" Fiberglass Tub / Shower w/Tip Toe Stopper & Grab Bar
- Satin Single Lever Lavy Faucet
- Satin" Single Lever Tub Diverter with Shower Head
- Satin Tub Enclosure
- Single Bank Of Drawers in Base Cabinet (Per Floor plan)
- Solid Surface Lavy Countertop with Molded Sink
- Choice of Upgrade Medicine Cabinet with Light Bar
- Built in Linen Cabinet (Per Floor plan)
- Satin Towel Bar And Tissue Holder
- Bath Exhaust Fan

## BEDROOM

- Full Width Wardrobe with Mirrored Sliding Doors
- Double Drawers Below Wardrobe
- Built In Bedroom Cabinets
- Two Night Stands
- Choice of Soffit w/Recessed Can Lights or "S" Reading Lights

## EXTERIOR

- Architectural Composition Shingled Roof
- Vertical Hardboard or Horizontal Smart Panel Exterior Siding
- 8400 Series Rear Door
- Torch Exterior Lights at Entry Doors and Front Exterior
- Choice of White Low "E" Vinyl Framed Dual Glaze
- Windows with No Grids or White Aluminum Framed Dual Glaze
- Windows with Grids
- Choice of White Aluminum Framed Dual Glaze Sliding Glass
- Door with or without Grids
- Front Eave Overhang
- Rounded Front Window Bay
- Exterior GFI Receptacle by Sliding Glass Door
- Exterior Water Heater Door with Easy Access

## PLUMBING, ELECTRIC, HEATING & INSULATION

- PEX Waterlines with Low Point Drain
- U.L. Approved Electrical Devices Throughout
- 50 Amp Exterior Main Panel Service with Supply Cord
- 30 Gallon Fast Recovery Water Heater with On/Off Switch
- Easy Touch Rocker Light Switches Throughout
- 40,000 BTU Propane Furnace with Auto Ignition
- R-14 Fiberglass Floor Insulation
- R-11 Fiberglass Sidewall Insulation
- R-33 Cellulose Blown Roof Insulation
- Black Iron Gas Pipe Ran to Front Hitch End
- Aluminum Heat Ducting with Coordinated Floor Registers
- Shut-Off Valves Throughout
- Pre-Wire for Ceiling Fan in Living room and Bedroom
- RG6 Coax TV Cable and Jack in Living room and Bedroom
- Phone Jack in Living room and Bedroom
- Dimmer Switch for Chandelier in Dining room
- 3-Way Bedside Switch
- DVD Surround Sound

## CONSTRUCTION

- Full 10" I-Beam Chassis Construction
- Transverse 2"x6" # 2 or Better Fir Floor Joists 16" O.C.
- Detachable Hitch from Main Chassis
- Woven Simplex Underbelly Material
- 8'x12' High Density Floor Decking
- 2"x4" Sidewalls 16" O.C.
- Pre-Engineered Scissor Trusses 16" O.C.
- Nominal 6/12 Pitch Roof and 2/12 in Clearstory Dormer Area
- 30 Gauge Steel Strapping for Truss to Sidewall and
- Floor to Sidewall Strength
- RPTIA Approved
- ANSI 119.5 Approved

IMPORTANT: Because we continuously update and modify Cavco products it is important for you to know that our brochures and literature are for illustrative purposes only. All information contained herein may vary from the actual home we build. Dimensions are nominal and length and width measurements are from exterior wall to exterior wall. The right is reserved to make changes at any time, without notice or obligation, in prices, colors, materials, specifications, features and models. Please check with your retailer for specific information about the home you select. (Add approximately four feet to determine transportable length.)

©2007 Cavco Industries, Inc. | All Rights Reserved | www.cavco.com

Built By: Cavco Specialty Factory  
2602 S. 35th Ave. Phoenix, Arizona 85009  
Phone: 602-484-0171  
Phone Toll-Free: 800-622-8260  
www.cavcoparkhomes.com

—CAVCO—  
*Specialty*

*Cavco*  
PARK HOMES & CABINS™

